

*In light of the Church's and our own Society's
commitment to justice, peace and the integrity of
creation as central to our mission for the reign of
God...*

(General Chapter 2009, N.22)

Solidarity Ministry – European Province – Survey October 2016

Solidarity Ministry Survey 2016

Introduction:

The provincial chapter 2013 called for the establishment of a Solidarity Committee. In preparation for Chapter 2017, at the request of the provincial and council (March 2016), the committee updated the research first undertaken in 2011 and repeated in 2013. You find in this document the results of this work and a brief analysis.

This survey was originally designed to help map the activities of this ministry in which confreres participate and to get a picture of the interest and experiences in the province.

We retained the same questions and framework to allow for comparisons.

*The Solidarity Committee
October 2016*

1. In 2011 the ‘Excluded and Marginalised’ Committee studied in the province, the types of people (**groups**) served by confreres in the solidarity ministry and by which **activities**.

GROUPS	ACTIVITES
Sick	Access to rights
People with Disabilities	Accompanying
Older people	Advocacy
Prisons	Chaplaincy services
Prostitution	Service provision
Families and Youth in difficulty	Skills, technical support
Migrants/ Asylum seekers	Other activity
Homeless people	
Other group	

An instrument called a Matrix or grid was used to survey confreres involved in the ministry (cf. Appendix). They were invited to mark “X” in the appropriate square on the grid to indicate (a) the people they serve and (b) by which activity. It was a form of a ‘mapping’ exercise to get a picture of the number of confreres involved and in which activities. It also revealed the geographical spread of the ministry in each region.

The same grid instrument was used to survey confreres in December 2013 and 2016 to track changes and developments and to see if the issues for the province remain the same so it can continue to support confreres in this ministry. What can the province do with the resources which exist already? The information received does not offer a straight forward comparison with the results of 2011 and 2013 because many different confreres responded but it proved useful to give a “picture” of the ministry in the province today

2. Observations about the results:

- **1st Caution:** The first thing to note is that in 2011 we received 39 replies, in 2013 (47), and in 2016 (39). There is no perfect consistency in the persons who replied throughout the questionnaire over those years – some confreres replied each time but not all. We also know that there are confreres who are actively involved in this ministry but they chose not to reply. This means that direct comparisons are undertaken only with great caution.
- **2nd Caution:** The number of confreres in the province decreased by 27 between 2011 and 2013 - (273 to 246), and again by 26 between 2013 and 2016 - (246 to 220). The number of responses varied from survey to survey. So, the percentage figures for those involved in solidarity ministry are interpreted with this in mind.
- Replies in 2016 come from 39 confreres. They could mark “X” in multiple boxes in the Matrix – to identify *groups served* and by which *activities*. There was a total of 215 “X”s in the returns, the same as in 2013 while there were 95 in 2011.

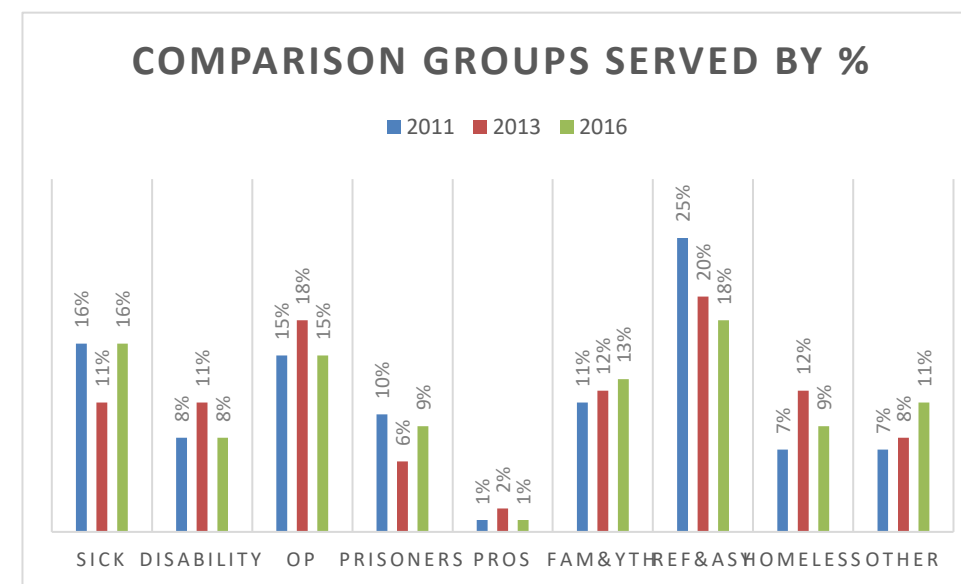
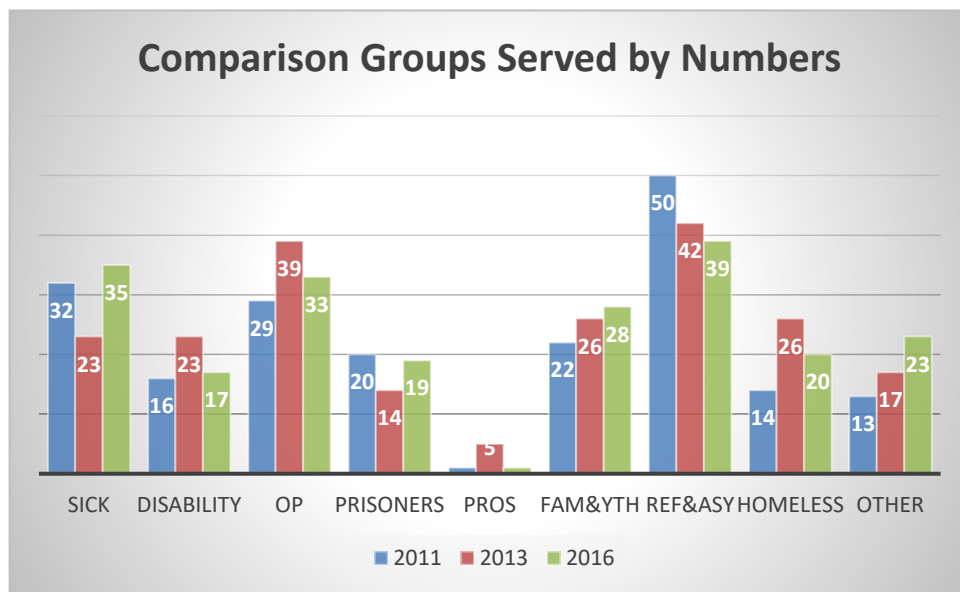
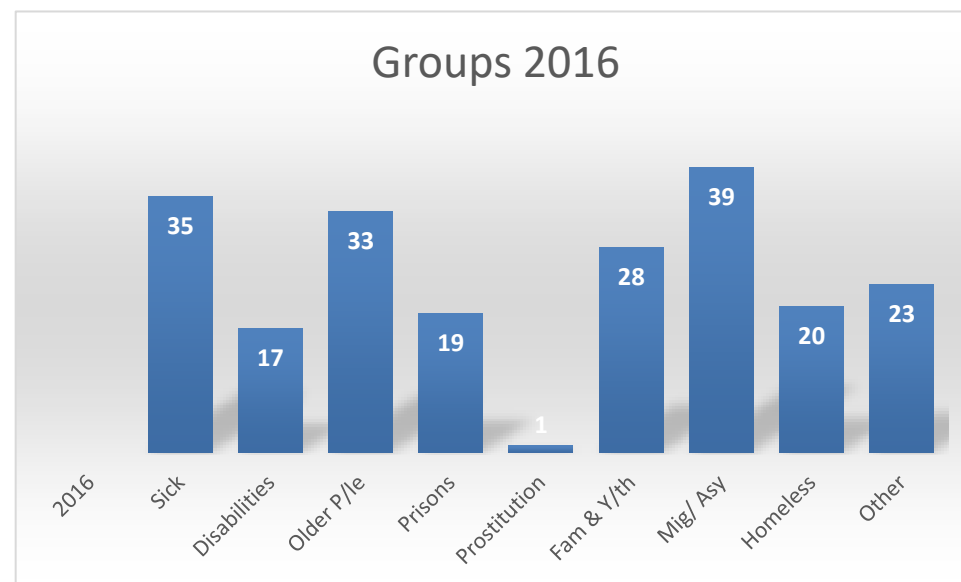
2016		GROUPS	1	2	3	4	5	6	7	8	9
Sick	35	ACTIVITY	Sick	Disabilities	Older P/le	Prisons	Prostitution	Fam & Y/th	Mig/ Asy	Homeless	Others
Disabilities	17	1 Access	1	1	1	2	1	3	4	2	1
Older P/le	33	2 Accomp	14	7	17	5	0	10	9	6	2
Prisons	19	3 Advocacy	2	1	2	3	0	4	6	3	1
Prostitution	1	4 Chap	12	6	8	6	0	5	8	1	7
Fam & Y/th	28	5 Service	4	1	3	1	0	5	6	5	1
Mig/ Asy	39	6 Skills	1	1	1	1	0	1	4	2	1
Homeless	20	7 Other	1	0	1	1	0	0	2	1	10
Other	23		35	17	33	19	1	28	39	20	23
Total	215										

	2011	2013	2016
Access	19	29	16
Accomp	51	61	70
Advocacy	17	15	22
Chap	48	63	53
Service	33	26	26
Skills	15	14	12
Other	14	7	16

3. Groups Served:

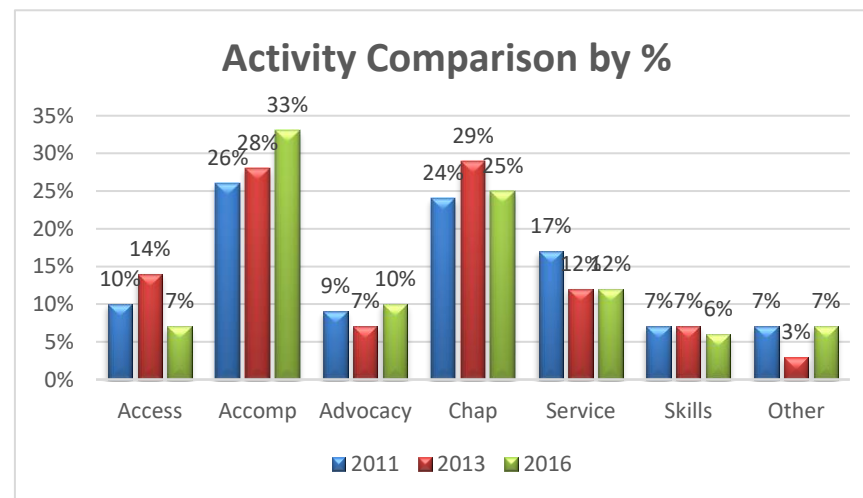
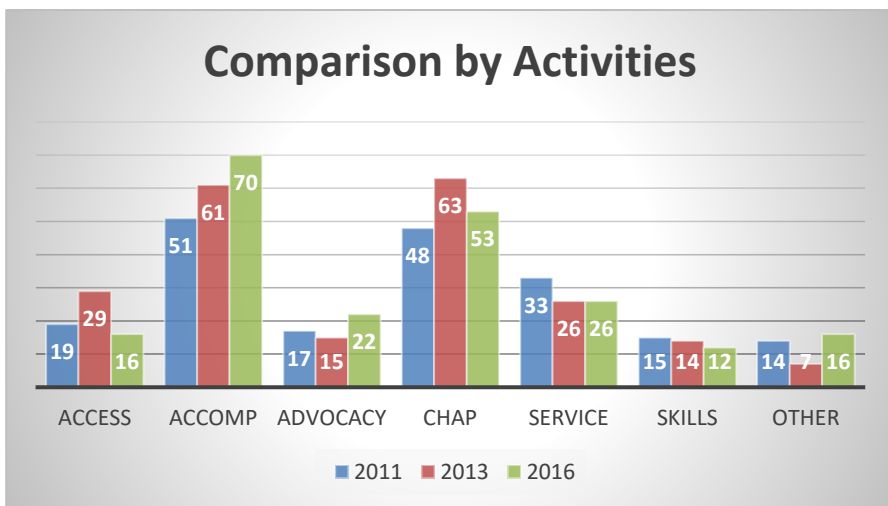
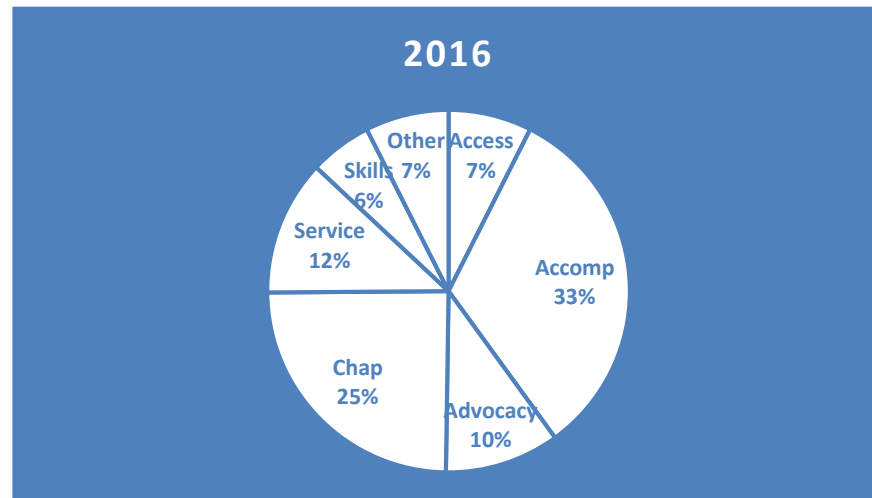
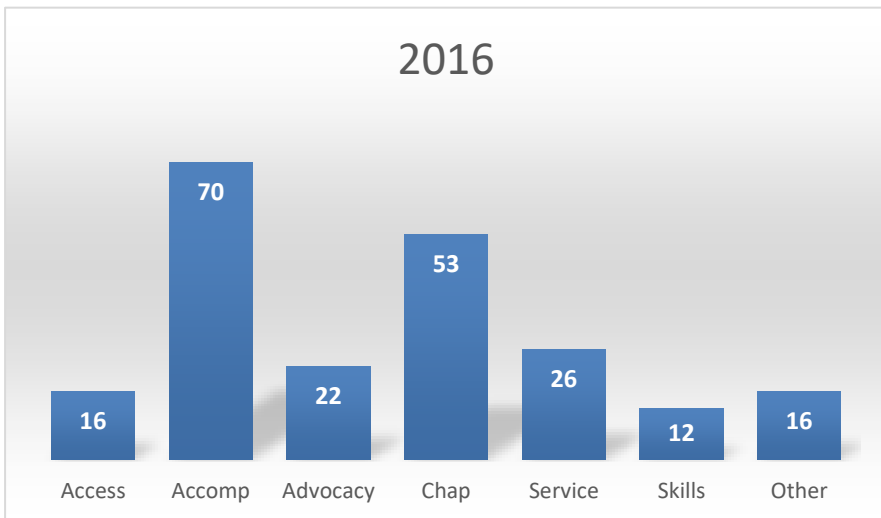
Remember that figures correspond to the number of times an “X” is marked in that category of *group served*.

- *Migrants and Asylum Seekers* (18%) remains the largest group served as in the previous surveys. This year the *Sick* (16%) are in second place, previously taken by *Older People*.
- The next groups are *Older People* (15%), *Families and Youth in Difficulty* (13%), *Homeless People* and *Prisoners* (both 9%), those with *Disabilities* (8%) and *Prostitution* (1%)
- Parish ministry can often be the context in which conferees serve these groups but not exclusively.



4. Activities:

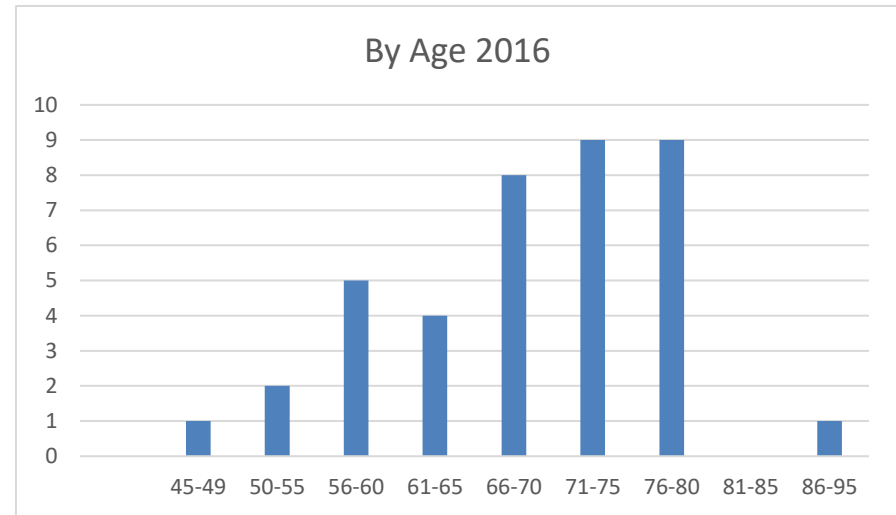
- Accompaniment and Chaplaincy remain the two principle activities over the three surveys.
- Facilitating access to rights has dropped by half (%) since the last survey.



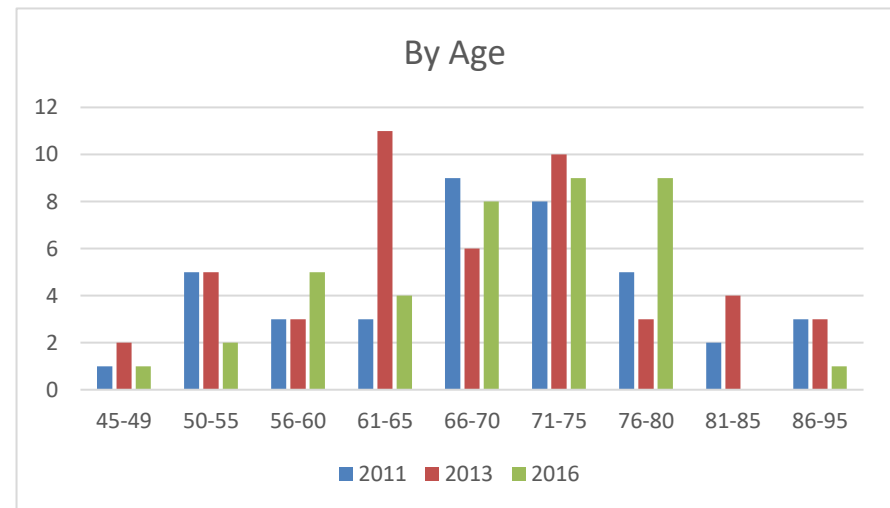
5. Age:

- The majority of confreres involved in this ministry are between the ages of 66 – 80. From this it is evident that older confreres remain actively involved in this ministry and make a significant contribution to the mission of the province.

2016	
Age	Number
45-49	1
50-55	2
56-60	5
61-65	4
66-70	8
71-75	9
76-80	9
81-85	0
86-95	1
	39

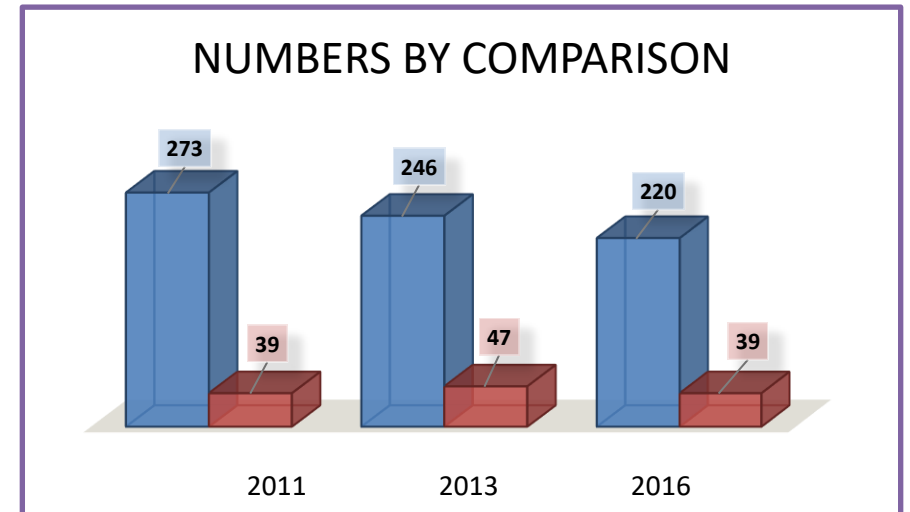
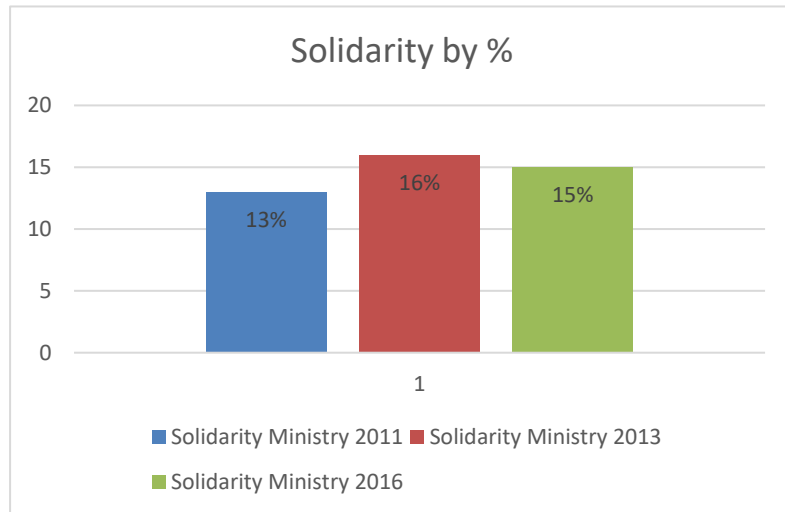


Age	Number		
	2011	2013	2016
45-49	1	2	1
50-55	5	5	2
56-60	3	3	5
61-65	3	11	4
66-70	9	6	8
71-75	8	10	9
76-80	5	3	9
81-85	2	4	0
86-95	3	3	1
	39	47	39



6. Comparison by Numbers:

- 15% of confreres in the province are involved in the ministry. Given the age profile of the province this is a significant percentage.
- Given that the total number of confreres in the province is reducing, the percentage remains more or less consistent.



Appendix - Matrix

2016 - Follow-up to Mapping of Solidarity Ministry with people who experience disadvantage on an economic level

Name: _____ Community _____ Region _____

Please mark your activity within the matrix with an X where appropriate.

<i>Please describe your activities in these ministry areas.</i>	Sick	People with Disabilities	Older people	Prisons	Prostitution	Families and Youth in difficulty	Migrants/Asylum seekers	Homeless people	Other Name: _____	Other Name: _____
Access to rights										
Accompanying										
Advocacy										
Chaplaincy services										
Service provision										
Skills, technical support										
Other _____										
Other _____										

If you would like to say more about your Ministry, please do so here?