

*In light of the Church's and our own Society's
commitment to justice, peace and the integrity of
creation as central to our mission for the reign of
God ...*

(General Chapter 2009, N.22)

Solidarity Ministry – European Province – Survey December 2013

The provincial chapter 2013 called for the establishment of a Solidarity Committee. One of its first tasks was to update the research undertaken in 2011 into Solidarity ministries in the European province.

This survey was designed to help map the activities of this ministry in which confreres participate and to get a picture of the interest and experiences in the province.

It is hoped that by deepening our understanding of the dimensions of Solidarity Ministry, we can continue to be dedicated to this commitment central to our mission for the reign of God.

You find in this document the results of this work and a brief analysis.

The Solidarity Committee

March 2014



Introduction:

In 2011 the 'Excluded and Marginalised' Committee studied in the province, the types of people (**groups**) served by confreres in the solidarity ministry and by which **activities**.

GRUPES

ACTIVITES

Sick	Access to rights
People with Disabilities	Accompanying
Older people	Advocacy
Prisons	Chaplaincy services
Prostitution	Service provision
Families and Youth in difficulty	Skills, technical support
Migrants/ Asylum seekers	Other activity
Homeless people	
Other group	

An instrument called a Matrix or grid was used to survey confreres involved in the ministry (cf. below). They were invited to mark “X” in the appropriate square on the grid to indicate (a) the people they serve and (b) by which activity. It was a form of a ‘mapping’ exercise to get a picture of the number of confreres involved and in which activities. It also revealed the geographical spread of the ministry in each region. The same grid instrument was used to survey confreres in December 2013 to track changes and developments and to see if the issues for the province remain the same so it can continue to support confreres in this ministry. What can the province do with the resources which exist already? The information received does not offer a straight forward comparison with the results of 2011 because many different confreres responded as emphasised in the narrative below, but it proved useful to give a “picture” of the ministry in the province today.

<i>Please describe your activities in these areas of ministry.</i>	Sick	People with Disabilities	Older people	Prisons	Prostitution	Families and Youth in difficulty	Migrants/Asylum seekers	Homeless people	Other Name: _____
Access to rights									
Accompanying									
Advocacy									
Chaplaincy services									
Service provision									
Skills, technical support									
Other									

It looks for answers to the following:

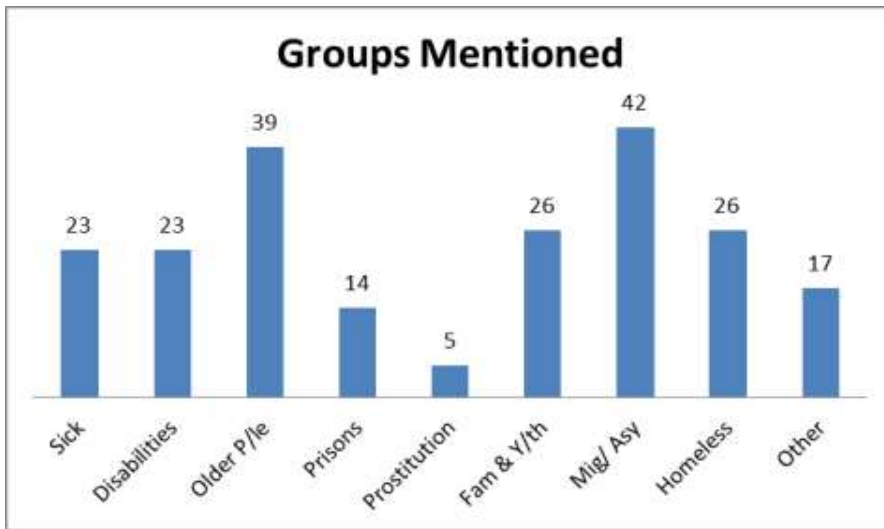
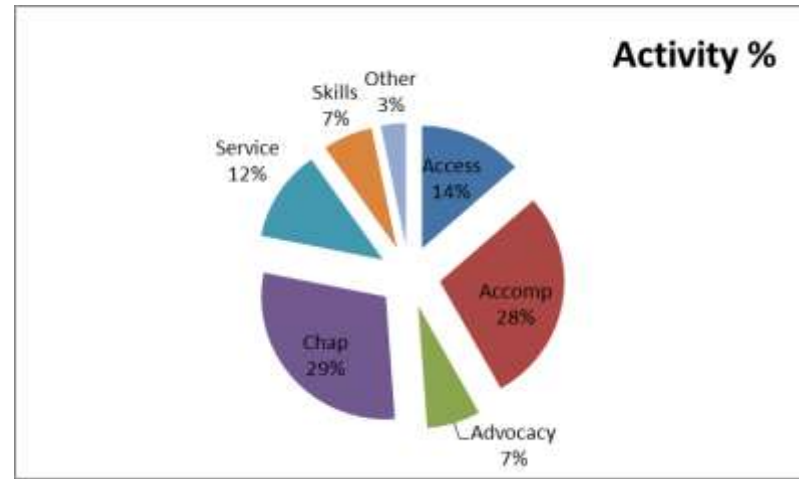
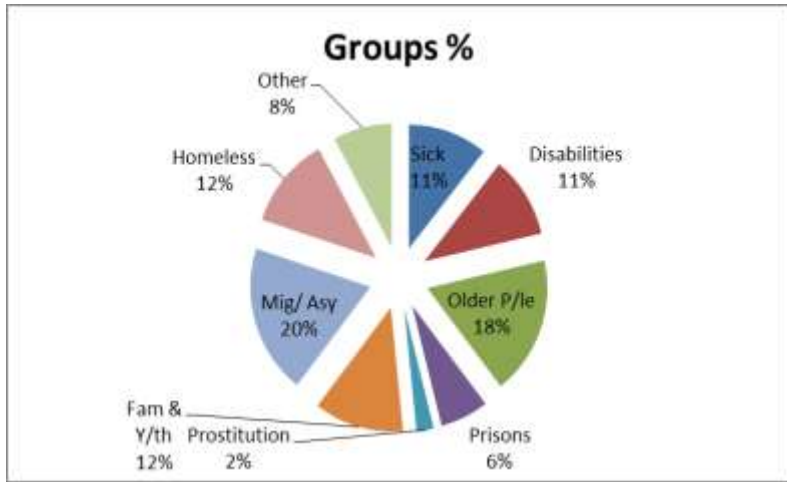
- What is the knowledge and experience we carry in the European province?
- What are the activities which offer the greatest and the least potential for development in the province?
- What are the strengths of our situation?
- What are the challenges in our situation?

2013	
Sick	23
Disabilities	23
Older P/le	39
Prisons	14
Prostitution	5
Fam & Y/th	26
Mig/ Asy	42
Homeless	26
Other	17
Total "X"s	215

Comparison		
	2011	2013
Sick	32	23
Disabilities	16	23
Older P/le	29	39
Prisons	20	14
Prostitution	1	5
Fam & Y/th	22	26
Mig/ Asy	50	42
Homeless	14	26
Other	13	17
Total confreres	39	47

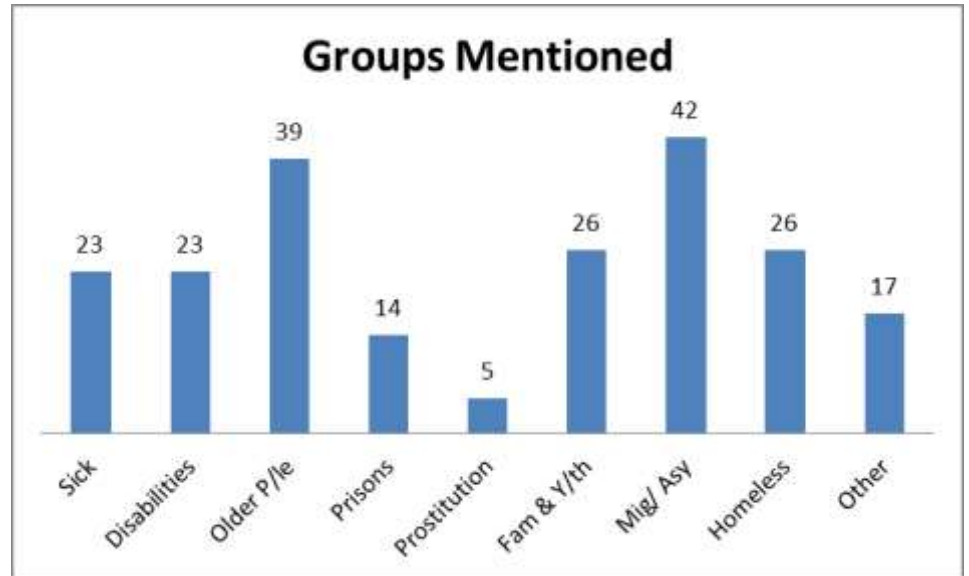
- **Caution:** The first thing to note is that we received more replies (47) than in 2011 (39) and that only some of those who replied to the earlier research did so this time (27) with 20 being new contributors. This means that direct comparisons are undertaken only with great caution.
- **Caution** The number of confreres in the province has reduced (-27) since 2011 (273 to 246) and the number of responses is up, so % figures for those involved in solidarity ministry are interpreted with this in mind.
- Replies come from 47 confreres. They could mark "X" in multiple boxes in the Matrix – to identify *groups served* and by which *activities*. There was a total of 215 "X"s in the returns.

GROUPS	1	2	3	4	5	6	7	8	9
ACTIVITY	Sick	Disabilities	Older P/le	Prisons	Prostitution	Fam & Y/th	Mig/ Asy	Homeless	Others
1 Access	2	3	4	2	1	5	7	5	0
2 Accompaniment	9	9	13	3	1	6	9	7	4
3 Advocacy	1	1	3	1	1	2	4	1	1
4 Chap	8	6	15	5	1	7	11	4	6
5 Service	1	2	1	2	0	4	6	6	4
6 Skills	1	2	2	0	1	1	3	2	2
7 Other	1	0	1	1	0	1	2	1	0
	23	23	39	14	5	26	42	26	17



Remember that figures correspond to the number of times an “X” is marked in that category of **group served**.

- *Migrants and Asylum Seekers* (20%) is the largest group served, followed closely by *Older People* (18%).
- The next groups are *Families and Youth in Difficulty* (12%), *Homeless People* (12%), those with *Disabilities* (11%) and then the *Sick* (11%).
- Parish ministry can be the context in which confreres serve these groups but not exclusively.
- Although the % figure for *Prisons* is small (6%), confreres marked it a significant number of times. This group is served in its own right rather than fitting only into Parish ministry.



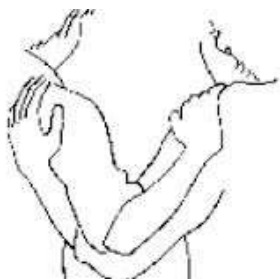
Remember that figures correspond to the number of times an “X” is marked in that category of people served.

- *Older People, Families and Youth in Difficulty* are two groups often served in the course of parish pastoral ministry.
- The group *Sick* are also frequently found in the same context but it should be noted that older confrères find themselves in a position to minister to this group due to their own circumstances.
- *Homeless People* figures highly as a group served directly.
- *Other Category*: see below p.7

KEY TO ACTIVITIES	
2 Accompaniment	9.2
3 Advocacy	9.3
4 Chaplaincy	9.4
5 Direct Service	9.5
6 Provision of Skills	9.6

From this list it emerges that:

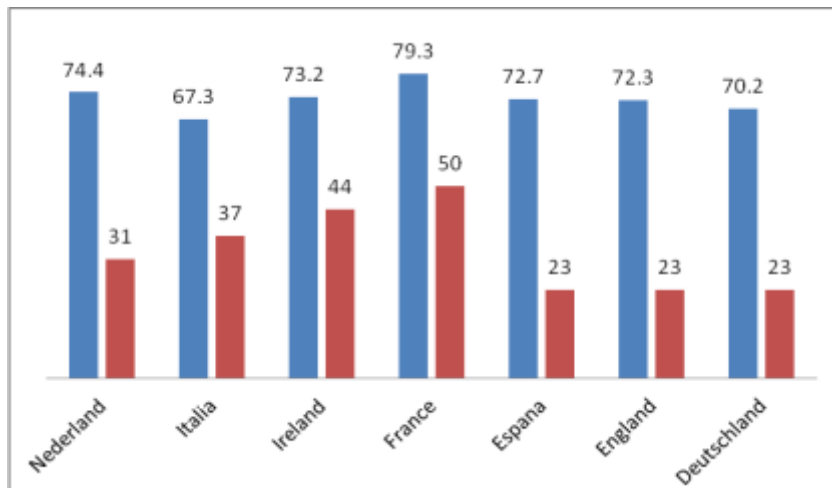
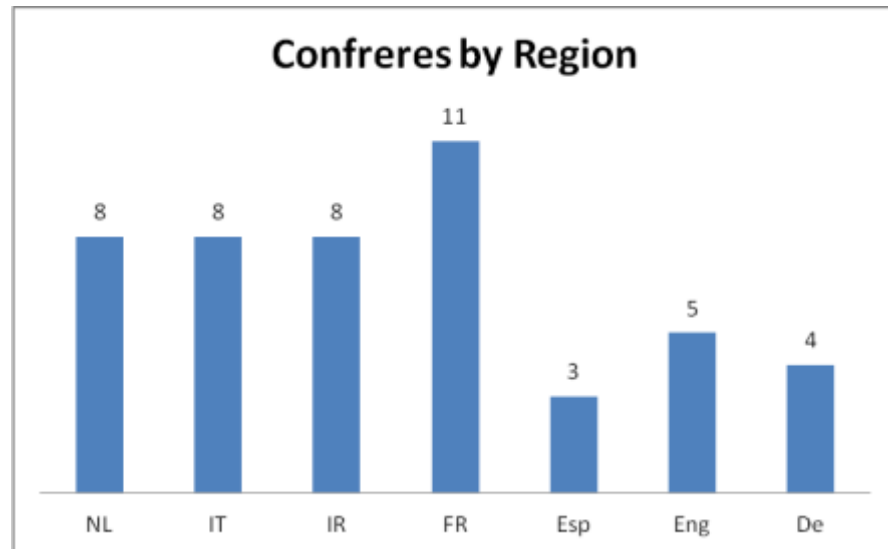
- *People with Mental Health Issues* is a group served by more than one individual. Although not specified, this can be connected with ministry to *Homeless People and Sick*.
- *The Economically Poor* is a group identified and considered not covered by the given categories. In both cases activities are in the context of Parish ministry.



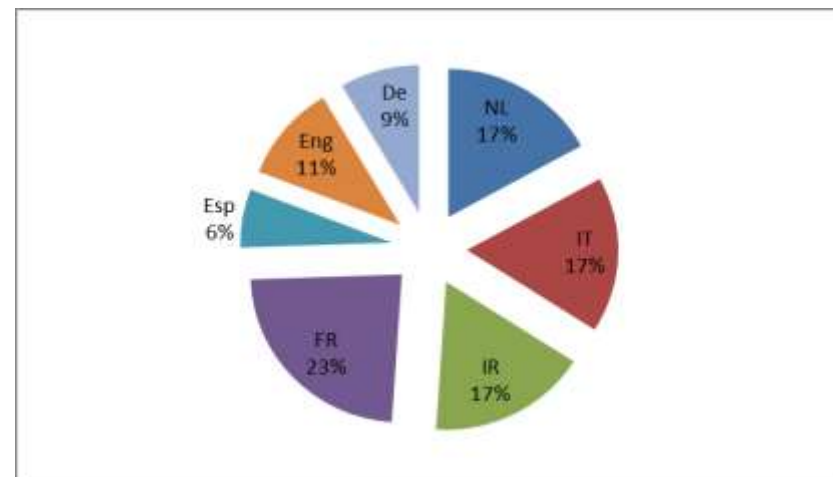
The following are the Groups mentioned in category 9, as “Other”:

9.2	Santé mentale - Mental Health
9.2	Itinerants
9.2	Alcohol& Drugs
9.2	St. Nicolaasactie: Bezoek aan gezinnen met zwarte pieten - Christmas visits to families
9.3	Solidarité Internationale - International solidarity
9.4	Santé mentale - Mental Health
9.4	Groupe d’amitié Islamo-chrétiens – Islamic/Christian friendship group
9.4	Itinerants
9.4	Alcohol& Drugs
9.4	St. Nicolaasactie : Bezoek aan gezinnen met zwarte pieten - Christmas visits to families
9.4	Woonwagenpastoraat - Trailer Park (Holiday Park) pastoral care
9.5	Mentally Ill
9.5	Deprived in the Parish
9.5	Poveri del paese - poor of the area
9.5	Poveri del paese - poor of the area
9.6	Poveri del paese - poor of the area
9.6	Poveri del paese - poor of the area
9.6	Ondersteuning - support

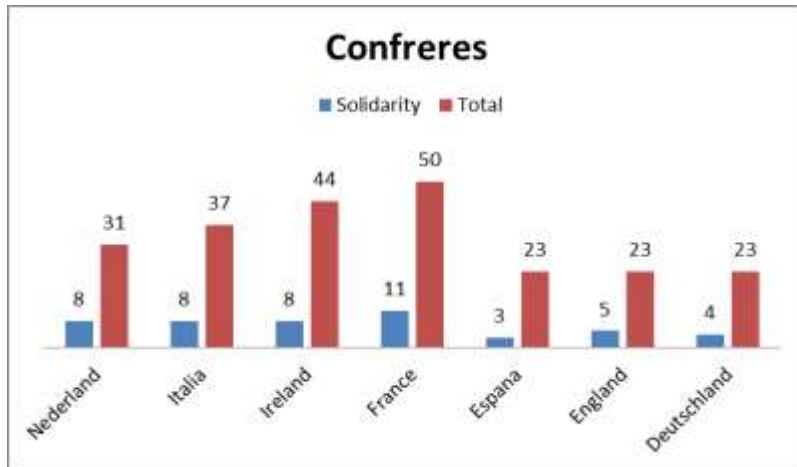
- The total number of confreres in the province is 246 and our average age is 72.
- It is of interest to consider the number of confreres involved in the ministry who responded by region, and the size of the region – most regions have between 17% and 23% of confreres involved.
- Older confreres continue to be significant in this ministry: 16% - 81 and over, and 31% between 71 and 80.
- The largest number of confreres involved (60%) is in the age range - 61 to 75 - which is to be expected. It is a natural progression in our age profile since 2011.



Average age and number of confreres by region



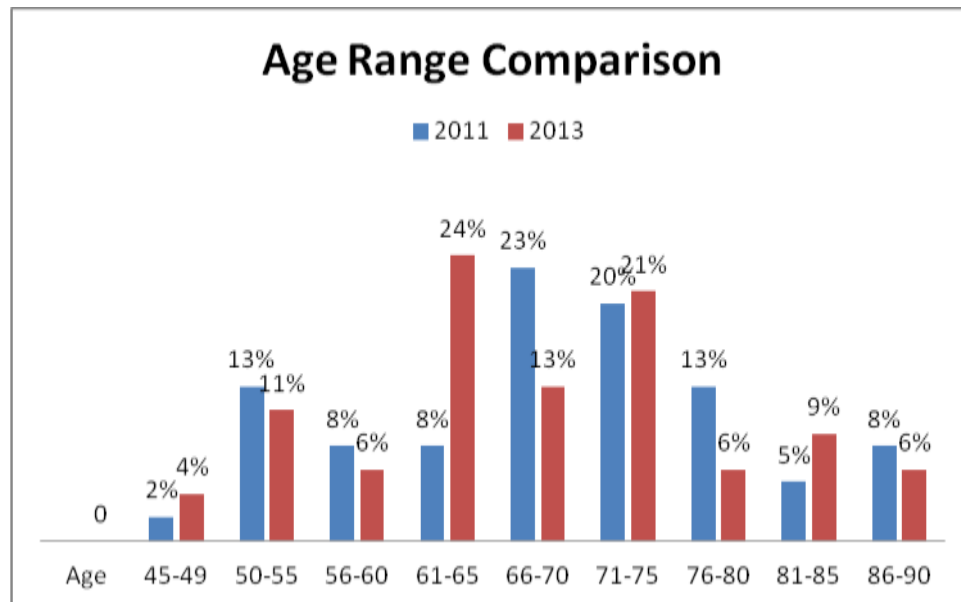
Percentage of confreres by region in proportion to the number of confreres in the province



Percentage of confreses by region in proportion to the number of confreses in the region

Nederland	21%
Italia	16%
Ireland	15%
France	18%
Espana	12%
England	18%
Deutschland	15%

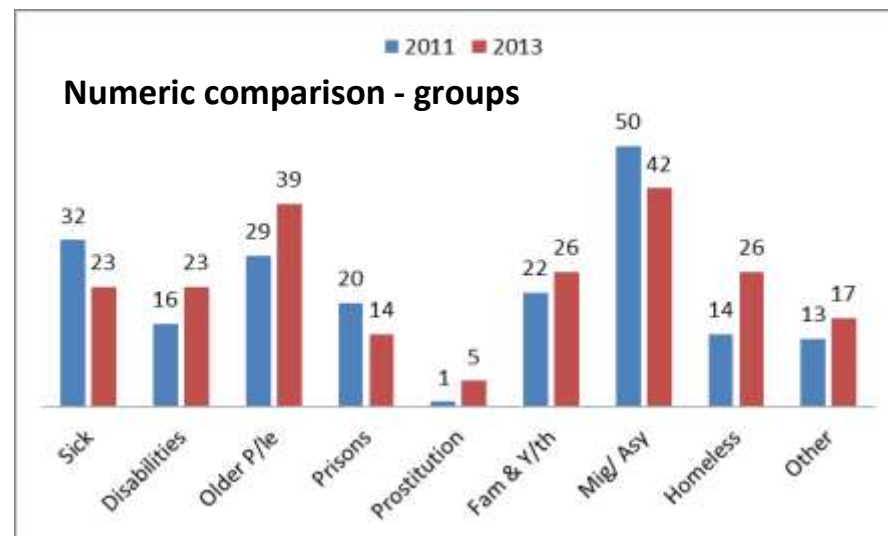
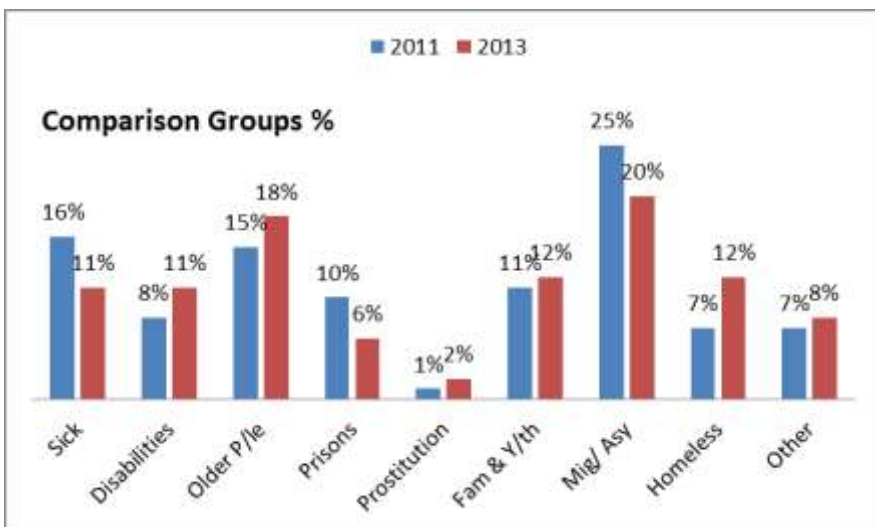
	2011		2013	
Age	Number		Number	
45-49	1	2%	2	4%
50-55	5	13%	5	11%
56-60	3	8%	3	6%
61-65	3	8%	11	24%
66-70	9	23%	6	13%
71-75	8	20%	10	21%
76-80	5	13%	3	6%
81-85	2	5%	4	9%
86-90	3	8%	3	6%
	39		47	



Numeric Comparison		
	2011	2013
Sick	32	23
Disabilities	16	23
Older P/le	29	39
Prisons	20	14
Prostitution	1	5
Fam & Y/th	22	26
Mig/ Asy	50	42
Homeless	14	26
Other	13	17

% Comparison		
	2011	2013
Sick	16%	11%
Disabilities	8%	11%
Older P/le	15%	18%
Prisons	10%	6%
Prostitution	1%	2%
Fam & Y/th	11%	12%
Mig/ Asy	25%	20%
Homeless	7%	12%
Other	7%	8%

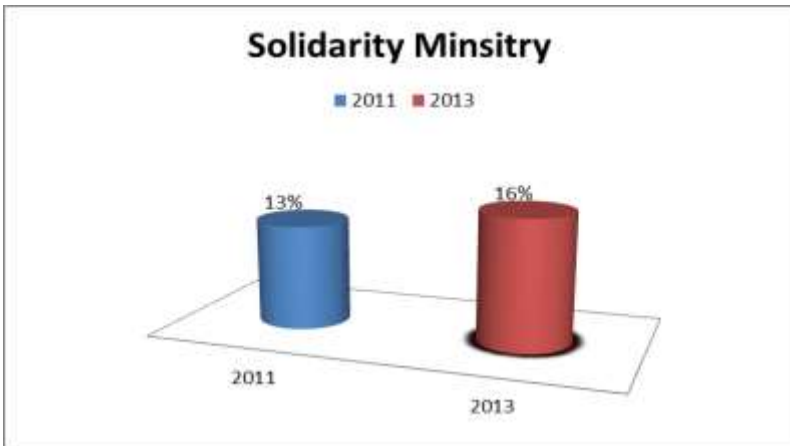
- Comparisons of % and numeric figures must be undertaken with caution. Take special note of earlier remark to this effect above (p.3).
- Nonetheless it shows that the group *Migrants and Asylum Seekers* remain a focus of ministry.
- Since we are an aging group, it is natural that older confreres have the opportunity to serve *Older People* more frequently.
- Ministry to *Homeless People* and *People with Disabilities* shows a significant increase. Perhaps this is because of more responses from the confreres or confreres are now recognising the ministry they offer as related to Solidarity.



2011									
Region	Sick	Disab	OP	Prison	Pros	Fam&Y	Ref&As	Home	Other
NL	3	3	4	4	0	2	6	2	1
IR	5	2	3	2	0	2	1	3	2
FR	3	1	3	1	1	2	5	2	0
IT	0	0	2	1	0	1	2	1	1
ES	1	0	0	0	0	0	0	0	0
EN	6	1	4	1	0	1	1	2	2
DE	1	1	1	0	0	1	0	0	1
	19	8	17	9	1	9	15	10	7

2013									
Region	Sick	Disab	OP	Prison	Pros	Fam&Y	Ref&As	Home	Other
NL	4	3	6	6	0	4	7	3	3
IR	5	1	8	2	0	2	3	6	6
FR	2	8	6	1	4	6	8	3	4
IT	4	3	4	3	1	10	11	6	4
ES	2	0	6	0	0	0	4	0	0
EN	4	3	4	0	0	1	7	8	0
DE	2	5	5	2	0	3	2	0	0
	23	23	39	14	5	26	42	26	17





- The percentage of confreres involved - 13% (2011) and 16% (2013) – it needs to be noted that the total of confreres by year (273 in 2011 and 246 in 2013) dropped by 27. So the 16% is a considerable increase and it also might be partially explained by more confreres responding rather than by the development of new ministry involvement.

